

## Promote Jobs at Witmart and Earn Some Money

### Why Witmart?

Witmart.com is the international site of Zhubajie.com for overseas marketplace. As the largest crowdsourcing website, Zhubajie.com has gained great success in China. By now, it has more than 6 million registered users and deals with thousands of crowdsourcing jobs every day, while the numbers are still growing.

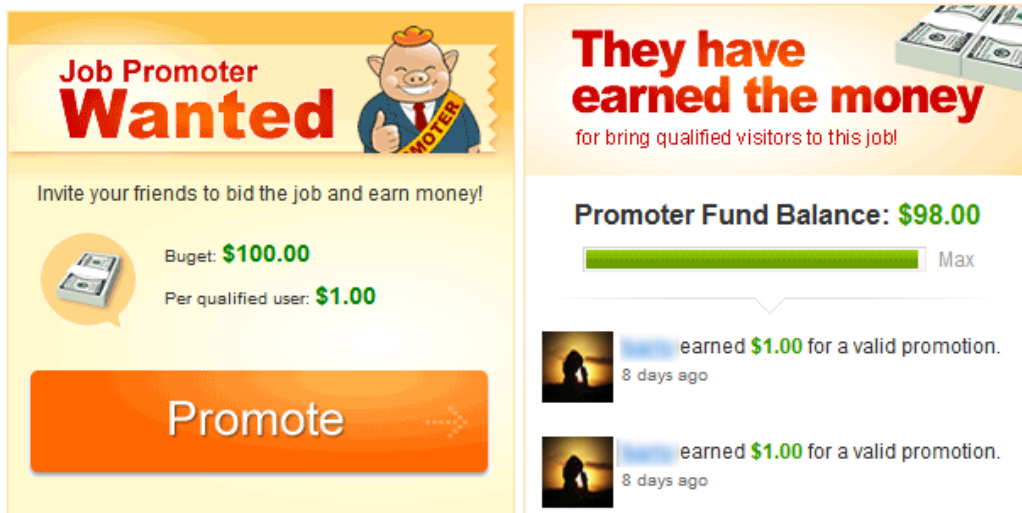
For Witmart.com, there is an urgent need to establish a large user base from both China and other countries. The **Promoter Invitation Function** is the solution to attract more witkey users and another way for them to earn money. Every user may apply to be a Promoter and invite his/her friends to bid on the job. Promoters get paid for each qualified user he/she invited.

Sounds easy, right? That's because it is! So what are you waiting for? Let's do it!

### How it works?

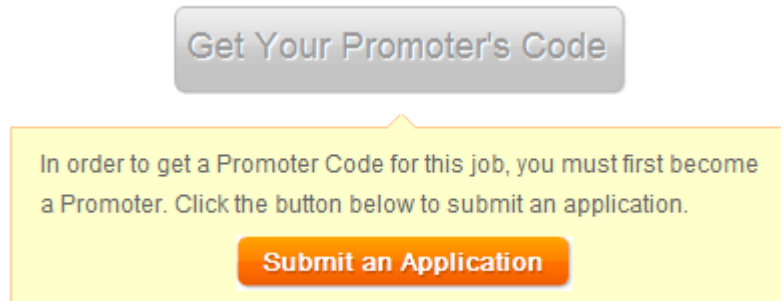
In the following, I will give you a step-by-step guide on how to become a Promoter, from novice to professional.

1. **First of all, you must have a Witmart account.** If not, you can sign up from [here](#). Remember to check your email for verification link to complete the registration. If you already have an account on Zhubajie.com, you can activate it by simply logging in from [here](#), which will connect your account on Zhubajie.com to Witmart.com.
2. **Find a job that has a Promoter fund.** On the right side of some jobs' page, you may find a big, prominent button with "Promote" on it as shown. You can also see the Promoter fund balance and Promoters who have earned money for a valid promotion.



The image shows two parts of the Witmart interface. On the left is a yellow banner for a 'Job Promoter Wanted' position. It features a cartoon pig character wearing a 'PROMOTER' sash. The text says 'Invite your friends to bid the job and earn money!' and provides details: 'Budget: \$100.00' and 'Per qualified user: \$1.00'. A large orange 'Promote' button is at the bottom. On the right is a white box titled 'They have earned the money for bring qualified visitors to this job!'. It displays a 'Promoter Fund Balance: \$98.00' with a green progress bar and a 'Max' label. Below this, two user avatars are shown, each with a message: 'earned \$1.00 for a valid promotion. 8 days ago'.

3. **Apply for a Job Promoter license.** Just click the red promote button, it will lead you to the Promoter's code page. As you're not a Promoter yet, you can't see the code, but there is a button below which lets you submit an application. Click it and fill out the application form according to your personal information. Then wait for a working day, you will receive an email notification telling that your application for a Promoter license has been accepted.




4. **Promote a particular job.** Congrats! Now you are officially the great and honored Witmart Promoter! Having a license to promote, we can promote any jobs open to promotion. So let's fight! Click the big promote button on the right side of the job page, get your unique Promoter's code and copy it to your clipboard. That's where it all begins.

**Budget: \$200.00**

Balance: **\$158.00** Per qualified user: **\$1.00**

Requirements:  Your visitors must place a qualified bid


**You are a promoter now!**

 Your promotion status on this job:

<b>2</b> valid visitors	<b>\$2.00</b> income	<b>0</b> invalid visitors
----------------------------	-------------------------	------------------------------

- Currently you have 2 valid visitors, the estimated income are \$2.00
- You have 0 invalid visitor, check the details to find out why.

[View Details](#)

 Here's your promotion link


Copy

Copy the url and send to your friends through IM, email, Twitter, Facebook, etc, almost anywhere you want.




5. **Promote the job through different ways.** You can send your promotion link via email, Facebook, Twitter or add the link to your own website or blog. On the code page, there are also some tools you can use to make your promotion more effective. By logging in your email accounts, the email tool will load your contacts and send an invitation letter to your selected friends. By clicking the Facebook or Twitter button, it will automatically share a message about the job with your specific promoter code embedded in it. So, why not give it a try?

Promote via email:

  
Gmail


Your Email:

  
Yahoo!

Email Password:

**Invite Friends**

Witmart will not save your email or password without your permission.

  
Hotmail

Promote via social network:




6. **Follow up with friends and convince them to bid.** According to the rules, those visitors through your promotion link must submit a qualified bid to this job, or it won't be a valid promotion count. As a result, it's very important for you to convince them to bid. You should describe the job's requirement and reward carefully to your friends, in order to attract them to join.
7. **Finally get paid for qualified users.** On the seventh step we have finished our work of promotion, so we can rest from all our work. Get yourself some coffee, and then check your Promoter status from your profile. Now you can smile.

**Your Promoter Status for this job**

Promoter Fund Balance: \$198.00 out of \$200.00



Earnings per valid visitor: \$1.00

Current valid visitors: 2

Current invalid visitors: 0 

Estimated income: \$2

**List of visitors**

Username	Validity
 [blurred]	✓
 [blurred]	✓

## Important Rules

1. Visitors must come to the job page through your promotion link, or it won't be counted.
2. For multiple users with the same IP, only one user will be counted. Users with junk names and junk e-mail addresses will not be counted as qualified users.
3. Qualified users must have placed a qualified bid on the job and be a new registered user with a verified email address.
4. The amount you can earn on each job is limited, and it's paid on first come, first serve basis.
5. Your promotion link will be expired when this job entered Awarding status.
6. Rules may differ slightly for different jobs. But you should never abuse or violate any invitation rules!

## Useful Tips

1. You may send links to different places based on each job's subject, which will make the promotion more effectively.
2. Users you invited to a particular job will get you more money than you expected. The valid period of registered users which you referred is 3 years. You can get commission during this period. If they post jobs or upgrade membership, you will get 50% of service fee.
3. The minimum withdrawal amount is \$50. As the transaction fee of PayPal is very high for small fortune, if you are a witkey user from China, It's suggested that you withdraw money to your CNY account on Zhubajie.com.

## Summary

It's a great opportunity for us and the job is easy. We should just obey the invitation rules and promote more users to the website. Both Witmart.com and we Promotes will make more money. Well, Good Luck Then!

